

MID-TERM ASSESSMENT

QTR. 1 - GRADE 2

Name _____

Date _____

Time _____

LESSON
1•13

Written Assessment

Progress
Check 1



Part A

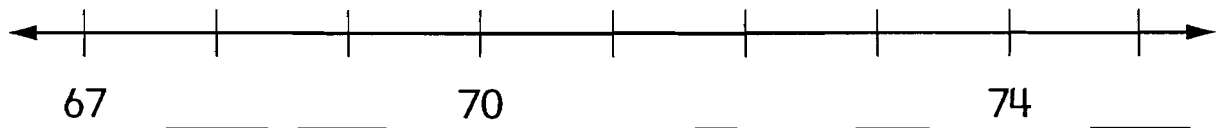
1. Show 12 with tally marks. _____

2. Write the amount.




Total: _____

3. Fill in the missing numbers.




4. Write 3 names for 10.

5. Write the time.



Draw hands to show 7:30.



LESSON
1•13**Written Assessment** *continued*


6. Fill in the missing numbers.


| | | |
|----|--|--|
| 23 | | |
| | | |
| | | |


| | | |
|--|--|----|
| | | 86 |
| | | |
| | | |

Part B

Find each missing number.

7.  $\begin{array}{r} 4 \\ + 6 \\ \hline \square \end{array}$

8.  $\begin{array}{r} 7 \\ + \square \\ \hline 12 \end{array}$

9.  $\begin{array}{r} \square \\ + 5 \\ \hline 8 \end{array}$

10. Show four ways to make 25¢ using Ⓒ, Ⓓ, Ⓐ, and Ⓟ.

| | |
|-------|-------|
| _____ | _____ |
| _____ | _____ |

11. Write the number that is 10 less and 10 more.

Less

More

| | | |
|-------|-----|-------|
| _____ | 75 | _____ |
| _____ | 90 | _____ |
| _____ | 106 | _____ |
| _____ | 137 | _____ |

**The Missing Locker Numbers**

Julie went to the museum with her mother. The museum has lockers to lock up coats and bags so you do not have to carry them. Once the lockers all had numbers, but now some of the numbers have rubbed off. This is what the lockers look like.

| | | | | |
|----|----|----|----|----|
| 1 | 2 | 3 | 4 | 5 |
| 10 | | 12 | 13 | 14 |
| | | | | 23 |
| 28 | 29 | | | 32 |
| | | 39 | | 41 |

Fill in the numbers for all the lockers.

Julie wants to put her coat in the shaded locker in the middle. She says this locker is locker number 21. Is she right? Explain.

Color and describe at least one of the patterns you see in the locker numbers.
